


The Ultimate Beginner's Guide to Ukulele: Everything You Need to Know to Get Started



Easy Peasy Ukulele: The Ultimate Beginner's Guide to Ukulele by Frederick Johnson

★★★★★ 5 out of 5

Language	: English
File size	: 5293 KB
Text-to-Speech	: Enabled
Screen Reader	: Supported
Enhanced typesetting	: Enabled
Word Wise	: Enabled
Print length	: 144 pages
Lending	: Enabled



The ukulele is a small, four-stringed instrument that is easy to learn to play. It is a great instrument for beginners because it is relatively inexpensive, portable, and fun to play. In this guide, we will teach you everything you need to know to get started playing the ukulele, from choosing the right instrument to learning basic chords and strumming patterns.

Choosing the Right Ukulele

There are many different types of ukuleles available, so it is important to choose one that is right for you. The most common type of ukulele is the soprano ukulele, which is the smallest and most affordable option. Other types of ukuleles include the concert ukulele, tenor ukulele, and baritone ukulele. These ukuleles are larger than the soprano ukulele and have a deeper sound.

When choosing a ukulele, it is important to consider your budget, your playing style, and your hand size. If you are on a budget, a soprano ukulele is a good option. If you have larger hands, a concert ukulele or tenor ukulele may be more comfortable to play. If you want a deeper sound, a baritone ukulele is a good choice.

Learning Basic Chords

Once you have chosen a ukulele, you can start learning basic chords. The most common chords in ukulele music are the C chord, G chord, and D chord. These chords can be used to play a wide variety of songs.

To learn a chord, you first need to find the correct fingering. The fingering for the C chord is 0003, which means that you place your index finger on the first fret of the third string, your middle finger on the second fret of the second string, and your ring finger on the third fret of the first string. The fingering for the G chord is 0230, which means that you place your index finger on the second fret of the third string, your middle finger on the third fret of the second string, and your ring finger on the first fret of the first string. The fingering for the D chord is 0002, which means that you place your index finger on the second fret of the second string and your ring finger on the third fret of the first string.

Once you have found the correct fingering, you can practice playing the chord until you can do it smoothly. You can use a metronome to help you keep a steady rhythm. Once you have mastered the basic chords, you can start learning more complex chords.

Learning Basic Strumming Patterns

In addition to learning basic chords, you also need to learn basic strumming patterns. The most common strumming pattern in ukulele music is the down-up-down-up pattern. To play this pattern, you simply strum down on the strings, then up, then down, then up. You can use a metronome to help you keep a steady rhythm.

Once you have mastered the basic strumming pattern, you can start learning more complex strumming patterns. There are many different strumming patterns that you can use to add variety to your playing.

Playing Songs

Once you have learned basic chords and strumming patterns, you can start playing songs. There are many different songs that you can play on the ukulele, from traditional Hawaiian songs to modern pop songs. You can find ukulele chords and tabs for many songs online.

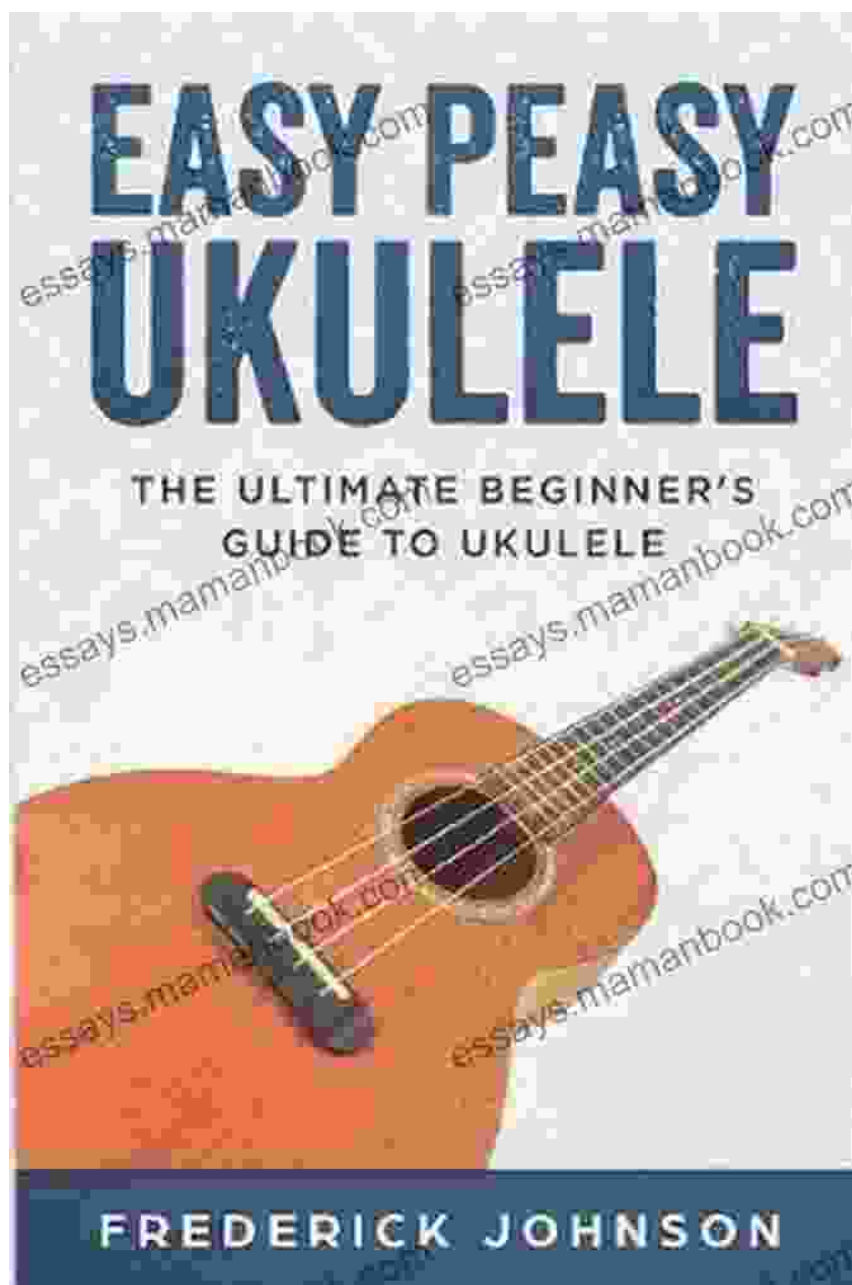
When you are first starting out, it is a good idea to start with simple songs. Once you have mastered a few simple songs, you can start learning more complex songs.

The ukulele is a great instrument for beginners because it is easy to learn to play. With a little practice, you can be playing your favorite songs in no time. So what are you waiting for? Pick up a ukulele today and start learning to play!

Additional Resources

- [Ukulele World](#)
- [Got a Ukulele](#)

- Ukulele Tabs



Ukulele


Easy Peasy Ukulele: The Ultimate Beginner's Guide to

Ukulele by Frederick Johnson

★★★★★ 5 out of 5

Language : English

File size : 5293 KB




Text-to-Speech : Enabled
Screen Reader : Supported
Enhanced typesetting : Enabled
Word Wise : Enabled
Print length : 144 pages
Lending : Enabled



Black Widow 2024: A Comprehensive Guide to Kelly Thompson's Vision

In 2024, Marvel Comics will release Black Widow, a new ongoing series written by Kelly Thompson. Thompson is a critically acclaimed writer who has...



Holy Night Viola Solo: A Haunting and Ethereal Performance

The Holy Night viola solo is a hauntingly beautiful and ethereal performance that captures the essence of the Christmas season. Performed by...