


The Comprehensive Guide to Prepare for the FAA Checkride Oral Exam

If you're preparing for your FAA checkride, you know that the oral exam is one of the most important parts of the process. It's your chance to show the examiner that you have the knowledge and skills to safely operate an aircraft. But don't worry, with the right preparation, you can pass the oral exam with confidence.



Instrument Pilot Oral Exam Guide: The comprehensive guide to prepare you for the FAA checkride (Oral Exam Guide Series) by Michael D. Hayes

★★★★☆ 4.8 out of 5

Language : English
File size : 4850 KB
Text-to-Speech : Enabled
Screen Reader : Supported
Enhanced typesetting : Enabled
Print length : 229 pages
Lending : Enabled



What to Expect on the Oral Exam

The oral exam is typically divided into two parts: a knowledge test and a practical test. The knowledge test will cover a variety of topics, including:

- Aeronautical knowledge
- Flight planning

- Meteorology
- Navigation
- Emergency procedures

The practical test will cover your ability to:

- Read and interpret weather reports
- Plan a flight
- Navigate using a chart
- Perform emergency procedures

How to Prepare for the Oral Exam

The best way to prepare for the oral exam is to study the material thoroughly. You should also practice answering questions out loud. This will help you get comfortable with the format of the exam and improve your confidence.

Here are some tips for studying for the oral exam:

- Use a study guide to help you focus your studies.
- Break down the material into smaller chunks and study one topic at a time.
- Review the material regularly to keep it fresh in your mind.
- Practice answering questions out loud to improve your confidence.

Here are some tips for practicing for the oral exam:


- Find a study partner or instructor to practice with.
- Use a mock oral exam to simulate the real thing.
- Record yourself answering questions and then listen back to them to identify areas for improvement.

On the Day of the Exam

On the day of the exam, it's important to stay calm and confident. Here are a few tips:

- Get a good night's sleep before the exam.
- Eat a healthy breakfast on the day of the exam.
- Arrive at the exam site early to give yourself plenty of time to relax.
- Take deep breaths and focus on staying calm and positive.

The FAA checkride oral exam is an important part of the pilot certification process. But with the right preparation, you can pass the exam with confidence. By following the tips in this guide, you can increase your chances of success and achieve your dream of becoming a pilot.



Instrument Pilot Oral Exam Guide: The comprehensive guide to prepare you for the FAA checkride (Oral Exam Guide Series) by Michael D. Hayes

★★★★☆ 4.8 out of 5

Language : English
File size : 4850 KB
Text-to-Speech : Enabled
Screen Reader : Supported
Enhanced typesetting: Enabled
Print length : 229 pages

Lending

: Enabled


FREE

DOWNLOAD E-BOOK



Black Widow 2024: A Comprehensive Guide to Kelly Thompson's Vision

In 2024, Marvel Comics will release Black Widow, a new ongoing series written by Kelly Thompson. Thompson is a critically acclaimed writer who has...



Holy Night Viola Solo: A Haunting and Ethereal Performance

The Holy Night viola solo is a hauntingly beautiful and ethereal performance that captures the essence of the Christmas season. Performed by...