


How to Play the Ukulele: A Beginner's Guide to Learning the Basics of this Versatile Instrument

The ukulele is a small, four-stringed instrument that is known for its sweet and mellow sound. It is a popular choice for beginners because it is relatively easy to learn how to play. In this comprehensive article, we will provide you with a step-by-step guide on how to play the ukulele. We will cover everything you need to know, from choosing the right ukulele to tuning it, learning basic chords, and strumming patterns.



How To Play Ukulele : The Complete Course For Beginners by Frederick Johnson

★★★★☆ 4.4 out of 5

Language	: English
File size	: 2669 KB
Text-to-Speech	: Enabled
Screen Reader	: Supported
Enhanced typesetting	: Enabled
Word Wise	: Enabled
Print length	: 107 pages
Lending	: Enabled
Hardcover	: 248 pages
Item Weight	: 1.15 pounds
Dimensions	: 6.14 x 0.63 x 9.21 inches
X-Ray for textbooks	: Enabled



Choosing the Right Ukulele

The first step in learning how to play the ukulele is to choose the right instrument. There are many different types of ukuleles available, so it is important to do your research and find one that is a good fit for your needs and budget. Here are some things to consider when choosing a ukulele:

- **Size:** Ukuleles come in a variety of sizes, from the soprano to the baritone. The most common size for beginners is the soprano ukulele, which is the smallest and most portable.
- **Material:** Ukuleles can be made from a variety of materials, including wood, plastic, and metal. Wood ukuleles are the most popular option because they offer a warm and natural sound.
- **Price:** Ukuleles can range in price from \$50 to \$500. If you are just starting out, it is not necessary to purchase an expensive ukulele. You can find a good quality ukulele for around \$100.

Tuning the Ukulele

Once you have chosen a ukulele, it is important to tune it properly. This will ensure that your ukulele sounds its best and that you are playing in tune with other instruments. Here are the steps on how to tune a ukulele:

1. **Use a tuner:** The easiest way to tune a ukulele is to use a tuner. This can be a standalone tuner or an app on your smartphone.
2. **Use the harmonic method:** You can also tune a ukulele using the harmonic method. This involves plucking the string at the 12th fret and adjusting the tuning peg until the harmonic matches the pitch of the string at the 7th fret.

Learning Basic Chords

The next step in learning how to play the ukulele is to learn some basic chords. Chords are a combination of notes that are played together. They are the building blocks of music and are used to create melodies and harmonies. Here are some of the most common ukulele chords for beginners:

- **C major:** 032010
- **G major:** 023200
- **D major:** xx0232
- **Am minor:** 002210
- **F major:** 033211

Strumming Patterns

Once you have learned some basic chords, you can start learning how to strum them. Strumming is a technique that involves using your picking hand to rhythmically hit the strings. There are many different strumming patterns that you can use, but here is a simple one for beginners:

1. **Down-up-down-up:** This is the most basic strumming pattern. It involves strumming down on the strings, then up, then down, and then up again.
2. **Up-down-up-down-up:** This is a variation of the basic strumming pattern. It involves strumming up on the strings, then down, then up, then down, and then up again.

Putting it All Together


Now that you have learned some basic chords and strumming patterns, you can start putting it all together and playing some songs. Here is a simple song that you can try:

C Am F GC Am F GC Am F GC

This song is played using the following strumming pattern:

Down-up-down-up

Learning how to play the ukulele is a fun and rewarding experience. With a little practice, you can be playing your favorite songs in no time. In this article, we have provided you with a step-by-step guide on how to play the ukulele. We have covered everything you need to know, from choosing the right ukulele to tuning it, learning basic chords, and strumming patterns. So what are you waiting for? Grab a ukulele and start playing!



How To Play Ukulele : The Complete Course For Beginners by Frederick Johnson

★★★★☆ 4.4 out of 5

Language	: English
File size	: 2669 KB
Text-to-Speech	: Enabled
Screen Reader	: Supported
Enhanced typesetting	: Enabled
Word Wise	: Enabled
Print length	: 107 pages
Lending	: Enabled
Hardcover	: 248 pages
Item Weight	: 1.15 pounds
Dimensions	: 6.14 x 0.63 x 9.21 inches
X-Ray for textbooks	: Enabled


FREE

DOWNLOAD E-BOOK



Black Widow 2024: A Comprehensive Guide to Kelly Thompson's Vision

In 2024, Marvel Comics will release Black Widow, a new ongoing series written by Kelly Thompson. Thompson is a critically acclaimed writer who has...



Holy Night Viola Solo: A Haunting and Ethereal Performance

The Holy Night viola solo is a hauntingly beautiful and ethereal performance that captures the essence of the Christmas season. Performed by...