

Engaging Teachers in Classroom Walkthroughs: A Comprehensive Guide to Effective Observation and Feedback


Classroom walkthroughs are a valuable tool for school leaders and administrators to observe teaching and learning in action. When conducted effectively, walkthroughs can provide valuable insights into teacher effectiveness, student engagement, and the overall quality of instruction. This comprehensive guide will provide you with everything you need to know about engaging teachers in classroom walkthroughs, including the benefits, best practices, and tips for providing effective feedback.

There are many benefits to conducting classroom walkthroughs, including:

- **Improved teacher effectiveness:** Walkthroughs can help identify areas where teachers need additional support or professional development. By observing teachers in action, school leaders can provide targeted feedback that can help teachers improve their practice.
- **Increased student engagement:** Walkthroughs can help ensure that students are engaged in learning. By observing student behavior and interactions, school leaders can identify areas where students are struggling or disengaged. This information can be used to make changes to instruction or classroom management to improve student engagement.
- **Enhanced communication between teachers and administrators:** Walkthroughs can provide an opportunity for school leaders and

teachers to communicate about teaching and learning. By observing teachers in action, school leaders can get a better understanding of the challenges that teachers face. This information can be used to develop policies and procedures that support teachers and improve the overall quality of instruction.

There are several best practices that school leaders should follow when conducting classroom walkthroughs. These include:



Engaging Teachers in Classroom Walkthroughs

by Donald S. Kachur

★★★★☆ 4.4 out of 5

Language : English

File size : 5006 KB

Text-to-Speech : Enabled

Screen Reader : Supported

Enhanced typesetting : Enabled

Print length : 170 pages



- **Plan ahead:** Before conducting a walkthrough, school leaders should take the time to plan what they want to observe. This includes identifying the specific areas of teaching and learning that they want to focus on.
- **Be respectful:** When conducting a walkthrough, school leaders should be respectful of the teacher and the students. This means being quiet and unobtrusive, and not interrupting the flow of instruction.
- **Focus on the positive:** When providing feedback to teachers, school leaders should focus on the positive aspects of their teaching. This will

help to build a positive relationship between the teacher and the school leader, and it will also make the teacher more receptive to feedback.


- **Provide specific feedback:** When providing feedback to teachers, school leaders should be specific about what they observed. This will help the teacher to understand what they need to do to improve their practice.
- **Follow up:** After providing feedback to teachers, school leaders should follow up to see how the teacher is implementing the feedback. This will help to ensure that the feedback is having a positive impact on the teacher's practice.

Here are some tips for providing effective feedback to teachers after a classroom walkthrough:

- **Be timely:** Feedback should be provided to teachers as soon as possible after the walkthrough. This will help the teacher to remember what was observed and to make changes to their practice.
- **Be specific:** Feedback should be specific about what was observed. This will help the teacher to understand what they need to do to improve their practice.
- **Be positive:** Feedback should focus on the positive aspects of the teacher's teaching. This will help to build a positive relationship between the teacher and the school leader, and it will also make the teacher more receptive to feedback.
- **Offer suggestions:** Feedback should offer suggestions for how the teacher can improve their practice. This will help the teacher to take concrete steps to improve their teaching.

- **Follow up:** After providing feedback to teachers, school leaders should follow up to see how the teacher is implementing the feedback. This will help to ensure that the feedback is having a positive impact on the teacher's practice.

Classroom walkthroughs are a valuable tool for school leaders and administrators to observe teaching and learning in action. When conducted effectively, walkthroughs can provide valuable insights into teacher effectiveness, student engagement, and the overall quality of instruction. By following the best practices and tips outlined in this guide, school leaders can engage teachers in meaningful walkthroughs that will lead to improved teaching and learning.



Engaging Teachers in Classroom Walkthroughs

by Donald S. Kachur

★★★★☆ 4.4 out of 5

Language : English
File size : 5006 KB
Text-to-Speech : Enabled
Screen Reader : Supported
Enhanced typesetting : Enabled
Print length : 170 pages

FREE


DOWNLOAD E-BOOK





Black Widow 2024: A Comprehensive Guide to Kelly Thompson's Vision

In 2024, Marvel Comics will release Black Widow, a new ongoing series written by Kelly Thompson. Thompson is a critically acclaimed writer who has...



Holy Night Viola Solo: A Haunting and Ethereal Performance

The Holy Night viola solo is a hauntingly beautiful and ethereal performance that captures the essence of the Christmas season. Performed by...